



PIERCE COUNTY FIRE COMMISSIONERS' ASSOCIATION

MINUTES January 27, 2022

Remotely via Zoom

CALL TO ORDER – FLAG SALUTE

President Stan Moffett called the meeting to order at 7:00 p.m. no flag salute was held due to meeting virtually.

WELCOME and THANK YOU TO HOST

President Moffett thanked everyone for attending tonight's meeting.

ROLL CALL – SELF-INTRODUCTIONS

No roll call or self-introductions were done. There were 21 people in attendance.

GUEST SPEAKERS – Julie Anderson, PC Auditor

Vice President Gorder introduced Julie Anderson, Pierce County Auditor. Reported recording desk is breaking records. Real estate market is red hot right now. Property tax and valuation is Mike Lonergan's side of the house, PC Assessor Treasurer. Shared screen for powerpoint presentation. Last time spoke to the Commissioners was in 2018. A lot has happened since then. Animal Control has been sent back to PCSD. PC Auditor handles licensing and recording not enforcing. She got married this year. The census happened. Thanked all Fire Commissioners, staff and leadership that helped in getting the census complete. Washington state had the 3rd highest response rate and Pierce County was 10th. Tremendous job in getting residents to respond. Population data will serve well. Feels pretty sure that the Washington Voting Rights Act will pass this legislation session. Ranked Choice Voting Local Option – 5th year in legislature and is getting close to being passed. Eliminating Odd Year Elections HB 1727 – came up last session or session before and it's back again with a little more traction. Has potential of cost savings, however, creates a crowded ballot and voter fatigue/drop off, etc. Preparation of Statements in Local Voters' Pamphlets HB 1628 – makes her responsible for picking pro and con committees instead of you. Commissioner Kroum had a question regarding Sounds Transit – Board not elected by the public – could somebody challenge that? Julie responded no because public transit falls under different area.

APPROVAL OF AGENDA and TREASURER'S REPORT

Correction to the Agenda – the Regional Representative is now Jerry Bickett and Programs should be Kevin Gorder. It was moved by Commissioner Cathey and seconded by Commissioner McElligott to approve the agenda as amended and Treasurer's Report (see copy on the backside of the Agenda) as presented. MOTION CARRIED. Passed unanimously.

MINUTES OF November 18, 2021 MEETING

Commissioner Cathey moved and Commissioner Linboe seconded to approve the minutes. Any discussion? Hearing none, anyone opposed? Hearing none, the November 18, 2021 minutes as presented were passed unanimously. MOTION CARRIED.

SGT. AT ARMS – NAME BADGES

N/A

CORRESPONDENCE

N/A

REGULAR REPORTS:

a) Regional Representative Report – Jerry Bickett

Just met on the 22nd. Mostly covered legislation going on. Meeting regarding legislation is currently happening and is being recorded for those unable to attend. In home tests each household can get 4 free of charge. Covidtests.gov and you can sign up to get them sent to your house. Going back into the bond market again. Legislation – there are over 30 bills being tracked. One of big things with COVID if 10 employees out at one time, you will need to report that per L&I. Healthcare committee looking for 2 new members. Anne is currently taking applications through tomorrow.

b) Legal - Joe and/or Eric Quinn

Eric reported the US Supreme court declaring OSHA rule is outside the authority of OSHA. 1402 executive order not ruled on. CMS rules don't apply. Stay tuned as not sure if they will rule Federal vaccine mandate to be unlawful or not. Property of Sound Transit in your boundaries consider ILA under RCW. Commissioner Kroum stated he works for Sound Transit and they want that as well. He works in Operations department. It's the right move for fire districts to do that. Joe stated West Pierce has sound transit facilities. CPFR has a new garage coming up, etc. Joe reported on the King County vaccine litigation – stood together, accommodated some, bone of contention. Case was dismissed. Challenge to the way employer's handled the mandate.

c) SouthSound 911 – Debbie Grady

Had to leave the meeting early. Commissioner McElligott reported met Wednesday. Nothing really urgent going on. Still dealing with the E911 money and having County transfer that to SS911. Trouble with holding on to dispatchers right now. Plan to hopefully rectify moving forward. Working on how to incentivize, get and keep employees. Commissioner Holm stated there are some replacements on the Board. Kathy Hayden is one of the replacements. A few other changes. President Moffett asked if there was any update on the radios? Commissioner McElligott stated not at this time.

STANDING COMMITTEES:

a) Fire Chiefs Association - Dan Rankin / Tom Sutich

Commissioner Sutich stated no report.

b) Legislative - Brandon Faust

Not present.

c) Bates Technical College – DORMANT - Dan Rankin

d) Fund Raising Activities - DORMANT- Ed Egan

e) Annual Picnic/Potluck – DORMANT - Arlene Dannat

f) Annual Banquet – DORMANT - Mike Cathey

g) Scholarship & Education - Tom Sutich / Stan Moffett

Commissioner Sutich stated no report.

h) Awards Committee – DORMANT - Margaret O’Harra-Buttz

Commissioner Cathey stated the plaque was presented to her at her last Commissioner’s meeting.

i) Membership – Kevin Gorder

Nothing at this time.

j) Programs – Kevin Gorder

Nothing at this time.

k) Sunshine - Arlene Dannat

Not present.

l) NAEFO – Gerry Gustafson

Reported have had some webinars going on. Annual get together in Vegas was cancelled due to COVID.

m) Nominating – DORMANT - Dan Rankin

n) Audit – Dan Rankin / Margaret O’Harra Buttz

Not present. President Moffett stated spoke to Commissioner Rankin earlier and he has received the documentation and is working on it.

o) SS911 Committee – Pat McElligott

Commissioner McElligott haven’t met as waiting to see if legislation will make some changes first.

OLD BUSINESS:

N/A

NEW BUSINESS:

N/A

GOOD OF THE ORDER:

President Moffett thanked Denise for setting up the Zoom meeting. The meetings had been hosted by Gig Harbor Fire the last couple of years and Denise has kindly offered to handle them through Central Pierce’s Zoom account.

ADJOURN

There being no further business, Commissioner McElligott moved to adjourn the meeting. Commissioner Cathey seconded the motion. MOTION CARRIED. The meeting adjourned at 7:48 pm.

Submitted by:

Denise Menge,
Secretary/Treasurer

Website: <http://www.pcfirecommissioners.org/SitePages/Home.aspx>

2022 Meeting Schedule:

January 27, 2022 – Remotely via Zoom

February 24, 2022 – Remotely via Zoom

March 24, 2022 – Remotely via Zoom

April 28, 2022 –

May 26, 2022 –

June 23, 2022 –

July 28, 2022 – BBQ/Potluck –

August 25, 2022 –

September 22, 2022 –

October 27, 2022 – No Meeting – Annual Conference

November 17, 2022 –

December 1, 2022 – No Meeting – Annual Awards –



Julie Anderson

Auditor



Since Last We Met . . .

Animal Control Sent Back to PCSD





We Tied the Knot!



YOU COUNT

2020 CENSUS

VISIT [2020CENSUS.GOV](https://2020census.gov)

**YOU KNOW YOUR
COMMUNITY BEST**

Help represent your community by
taking the #2020Census



PIERCE COUNTY VOTES



GENERAL ELECTION - NOVEMBER 3, 2020

Washington State's Agencies Identified as Cyber Attack Target

28 SEPTEMBER 2020 by: MARK ABSSY in: NEWS note: NO COMMENTS

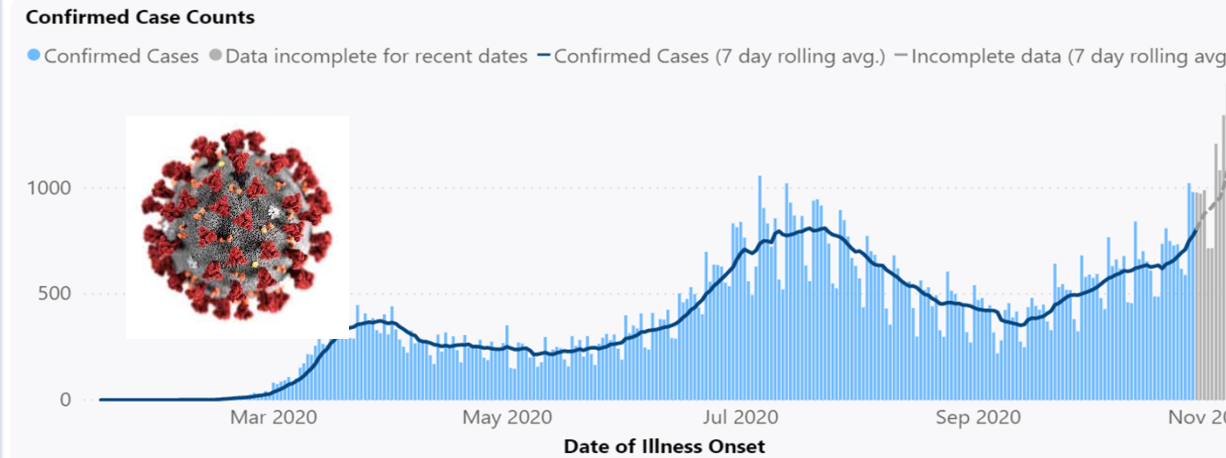
- Facebook
- Twitter
- Email
- LinkedIn
- + More

In a targeted phishing attack it appears hackers have managed to deploy two known pieces of malware that have proliferated throughout several state agencies. DHS, FBI and MSFT are investigating.

Hackers have launched a sprawling, multifaceted cyber-attack against the state of Washington, according to two people familiar with the matter.



COVID-19 in Washington State
Confirmed Cases and Deaths by Illness Onset Date, and Hospitalizations by Admission Date
 This chart shows the progression of the COVID-19 outbreak in Washington by cases, hospitalizations and deaths over time and is known as an epidemiologic curve. The epidemiologic curve is the curve referred to in the phrase, "flatten the curve."





**17,147 Drive-Thru
Transactions**

1,643 Voter Registrations


1,329 Replacement Ballots

810 Miscellaneous Services

Signature updates, address changes, voters from other counties, replacement envelope.

13,485 Ballots Hand-Delivered

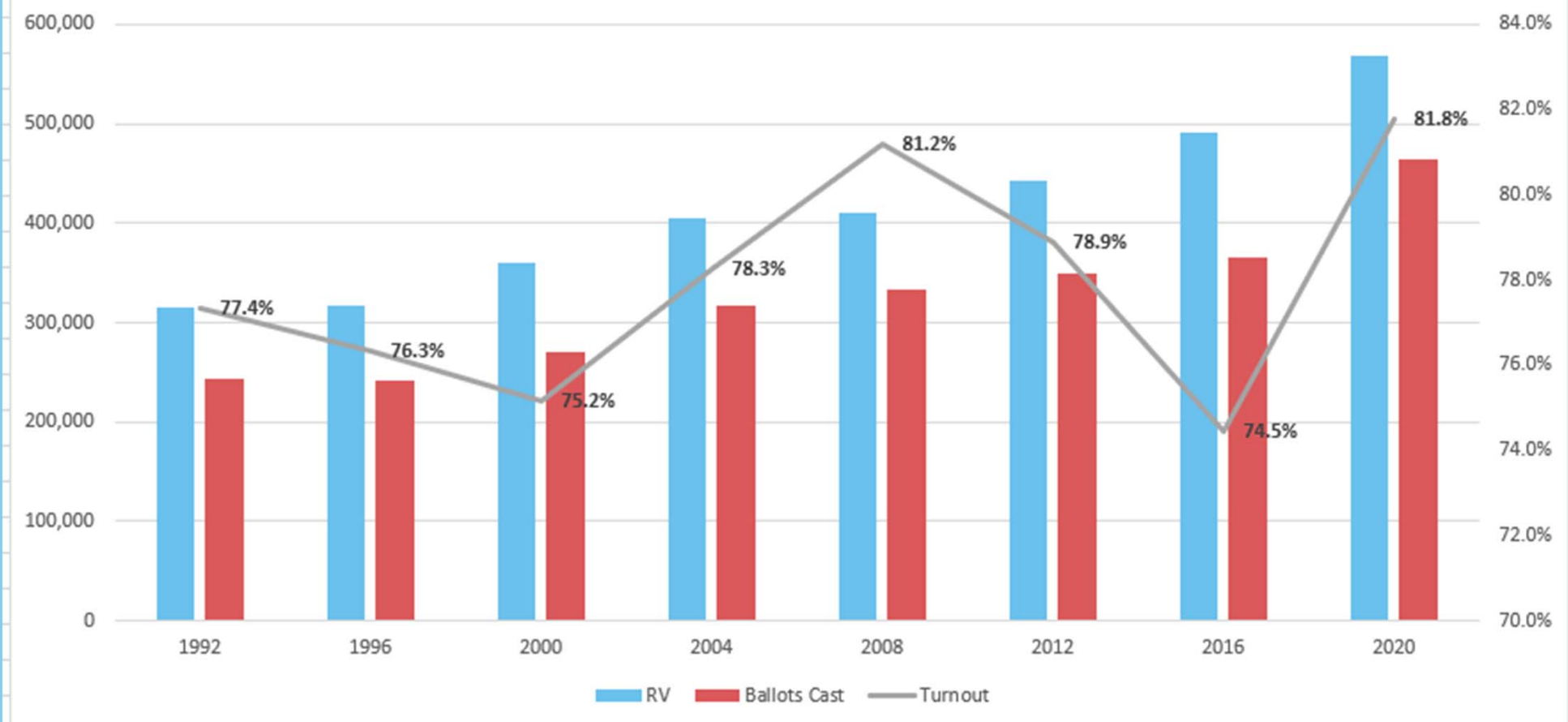
Record Breaking Turnout



82% 2020

Previous record: 2008 Presidential Election 81%

Historic General Election Turnout



Redistricting



CHAIN OF EVENTS

Washington State

1
SEPTEMBER 30, 2021
~~JULY 31, 2021~~
Census Bureau sends population data and geography to each state.

2
~~MID SEPTEMBER, 2021~~
Washington State Redistricting Commission sends population data to local districts (within 45 days after receipt).

3
LOCAL JURISDICTIONS SEEK PUBLIC INPUT AND APPROVE NEW DISTRICTS.

4
REDISTRICTING DEADLINES
• State Redistricting – Nov. 15, 2021
• Local Redistricting
• Dec. 31, 2021 for jurisdictions that DO elect members of governing body in 2022.
• Nov. 15, 2022 for jurisdictions that DON'T elect members of governing body in 2022.

5
FEBRUARY 8, 2022
Latest possible deadline for Washington State Legislature to amend the Washington State Redistricting Commission's adopted congressional and legislative district boundaries (State Const. Art. II Sec. 43 (7))

6
MAY 2, 2022
Deadline for county legislative authorities to adopt precinct boundary changes, including changes to accommodate new district lines, for the 2022 election cycle (RCW 29A.16.040)

7
MAY 16-20, 2022
CANDIDATE FILING WEEK
Congressional, Legislative, County, and Public Utility races

Washington Voting Rights Act

Expansion under consideration – SSB 5597

In 2018, ESSB 6002 was signed into law, creating the Washington Voting Rights Act (WVRA).

WVRA violation - When a jurisdiction's elections exhibit polarized voting and where there is a significant risk members of a protected class do not have an equal opportunity to elect candidates of choice as a result of dilution or abridgement of their rights.

The WVRA applies to elections held within counties, cities, towns, school districts, **FIRE PROTECTION DISTRICTS**, port districts, and public utility districts (political subdivisions).

In 2022, SSB 5597 if signed into law:

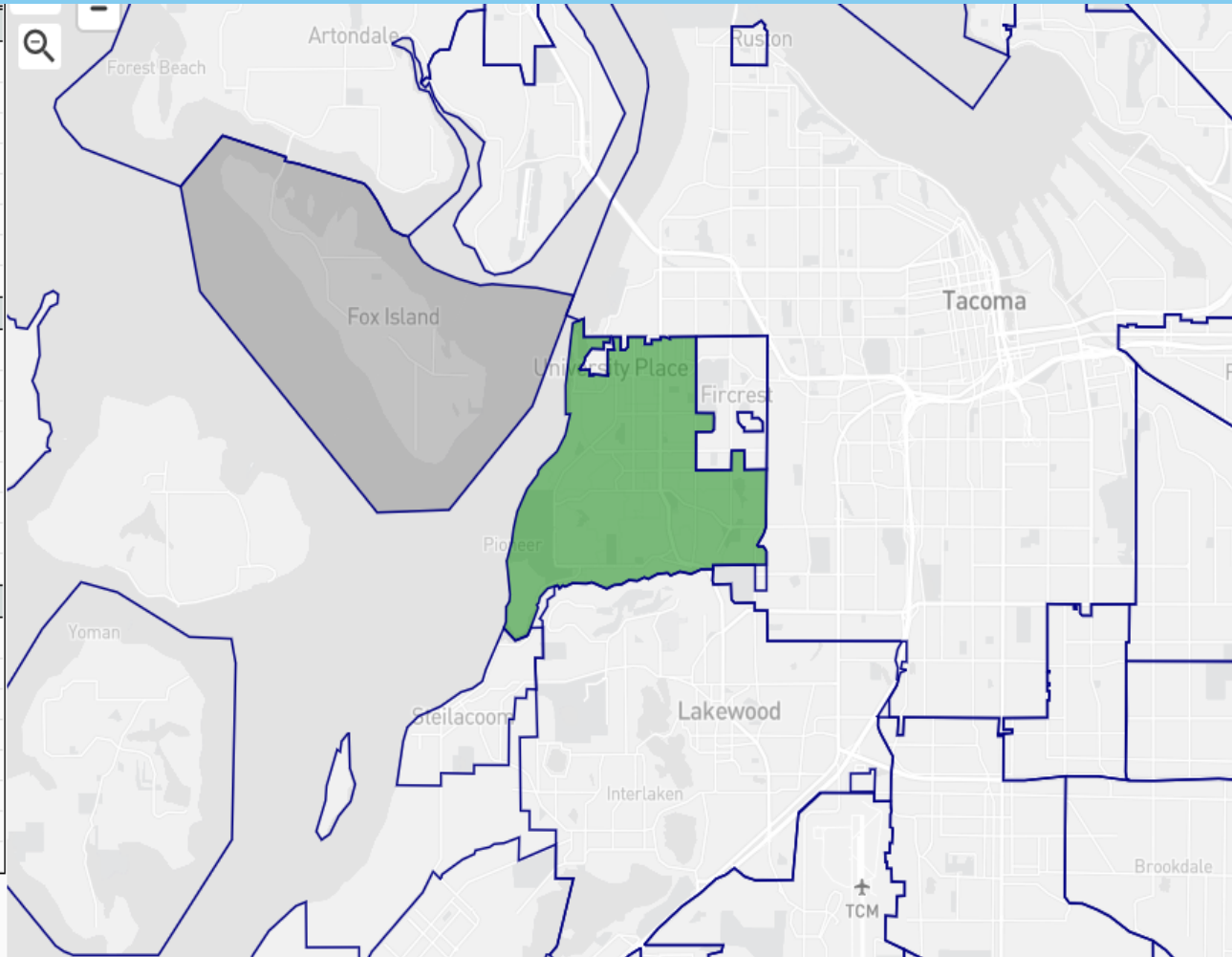
1. **Certain jurisdictions** must obtain either a certification from the Attorney General or a judgment in superior court that some changes to election practices will not deny or abridge the right to vote on account of protected class status or result in retrogression of the electoral position of protected classes.
2. Establishes a mechanism for claimants who send successful notices of potential Washington Voting Rights Act (WVRA) violations to recover costs of up to \$50,000 from jurisdictions for research needed to send the notice.

3. Establishes a data repository at the University of Washington to assist jurisdictions and researches in election best practices.
4. Explicitly authorizes counties to expand commissions from three to five members to remedy a potential WVRA violation.

Voting Age Pop 2020		
	Pop	%
Total	26,929	100.0%
White	17,179	63.8%
Hispanic	2,060	7.6%
Black	3,072	11.4%
Asian	3,858	14.3%
Native	798	3.0%
Pacific	491	1.8%

Citizen VAP 2019		
	Pop	%
Total	24,513	100.0%
White	17,600	71.8%
Hispanic	1,194	4.9%
Black	2,363	9.6%
Asian	2,741	11.2%
Native	405	1.7%
Pacific	78	0.3%

Total Population 2020		
	Pop	%
Total	34,866	100.0%
White	20,788	59.6%
Hispanic	3,312	9.5%
Black	4,653	13.3%
Asian	5,321	15.3%
Native	1,135	3.3%
Pacific	834	2.4%

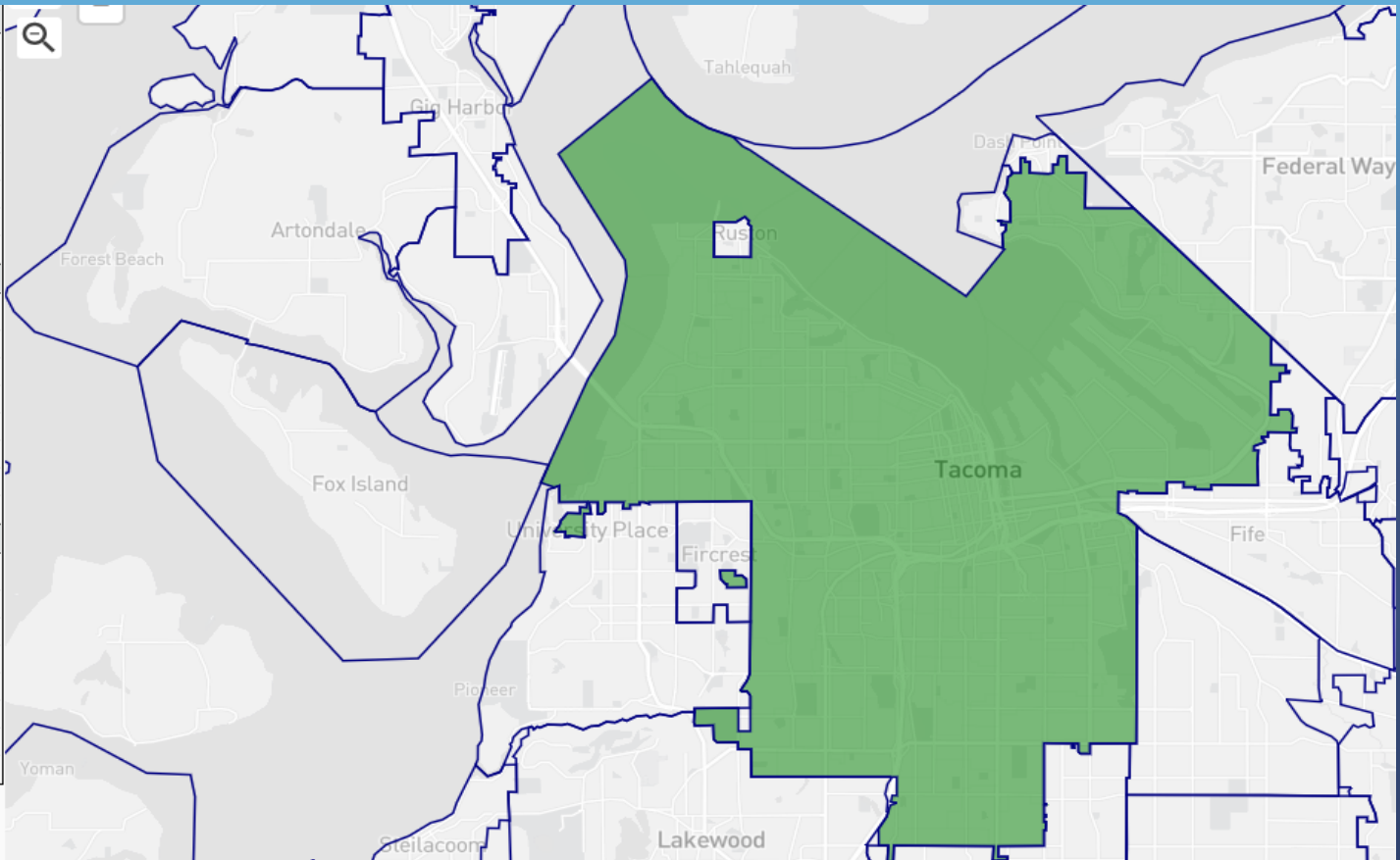


University Place

Voting Age Pop 2020		
	Pop	%
Total	175,227	100.0%
White	103,026	58.8%
Hispanic	19,496	11.1%
Black	23,017	13.1%
Asian	21,451	12.2%
Native	7,515	4.3%
Pacific	4,195	2.4%

Citizen VAP 2019		
	Pop	%
Total	154,875	100.0%
White	103,014	66.5%
Hispanic	11,369	7.3%
Black	19,493	12.6%
Asian	13,755	8.9%
Native	4,047	2.6%
Pacific	1,709	1.1%

Total Population 2020		
	Pop	%
Total	219,346	100.0%
White	120,118	54.8%
Hispanic	29,015	13.2%
Black	32,541	14.8%
Asian	28,305	12.9%
Native	10,531	4.8%
Pacific	6,604	3.0%



Tacoma



specify landmark)

Voting Age Pop 2020

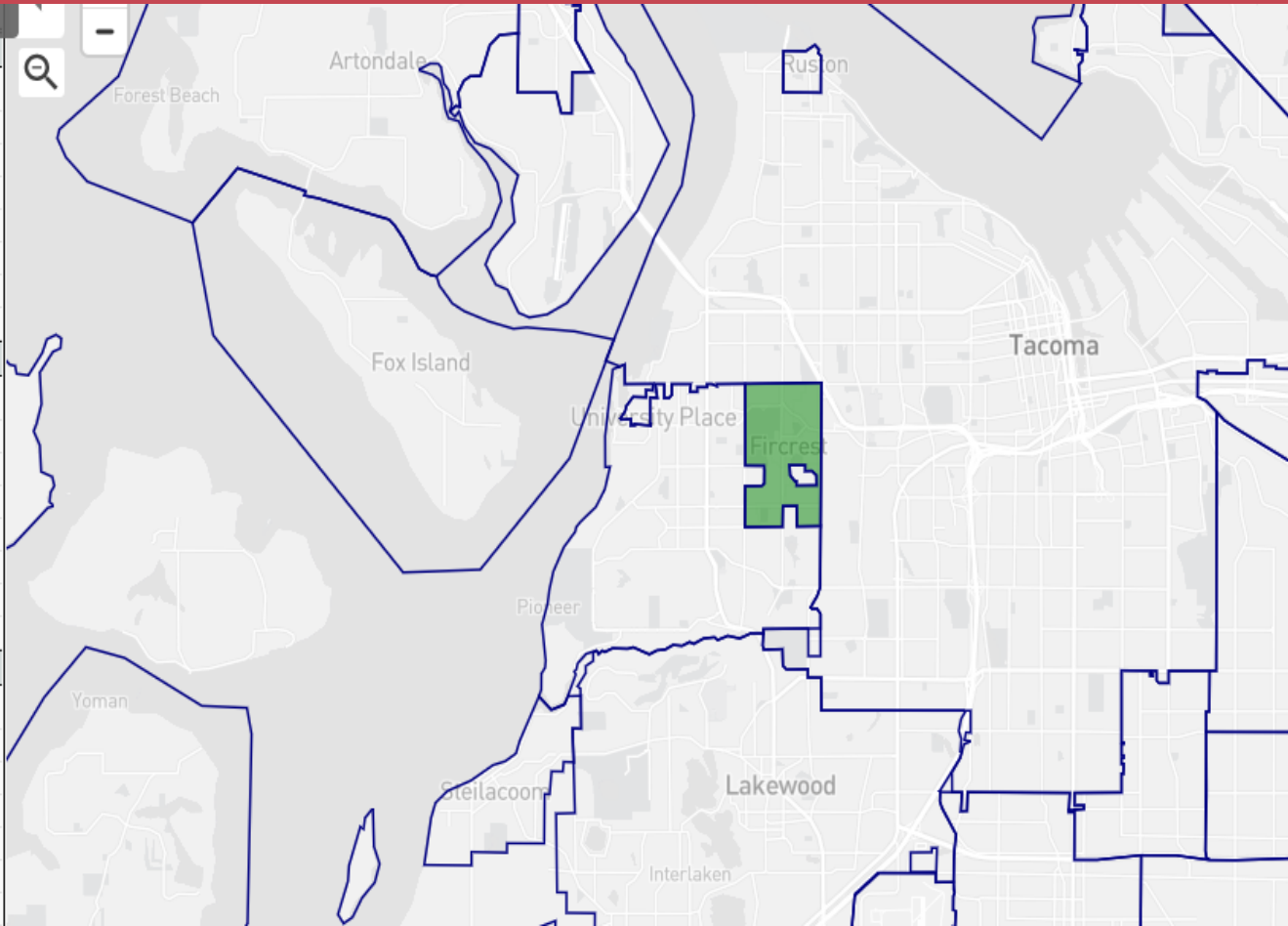
	Pop	%
Total	5,590	100.0%
White	4,022	71.9%
Hispanic	333	6.0%
Black	548	9.8%
Asian	503	9.0%
Native	159	2.8%
Pacific	60	1.1%

Citizen VAP 2019

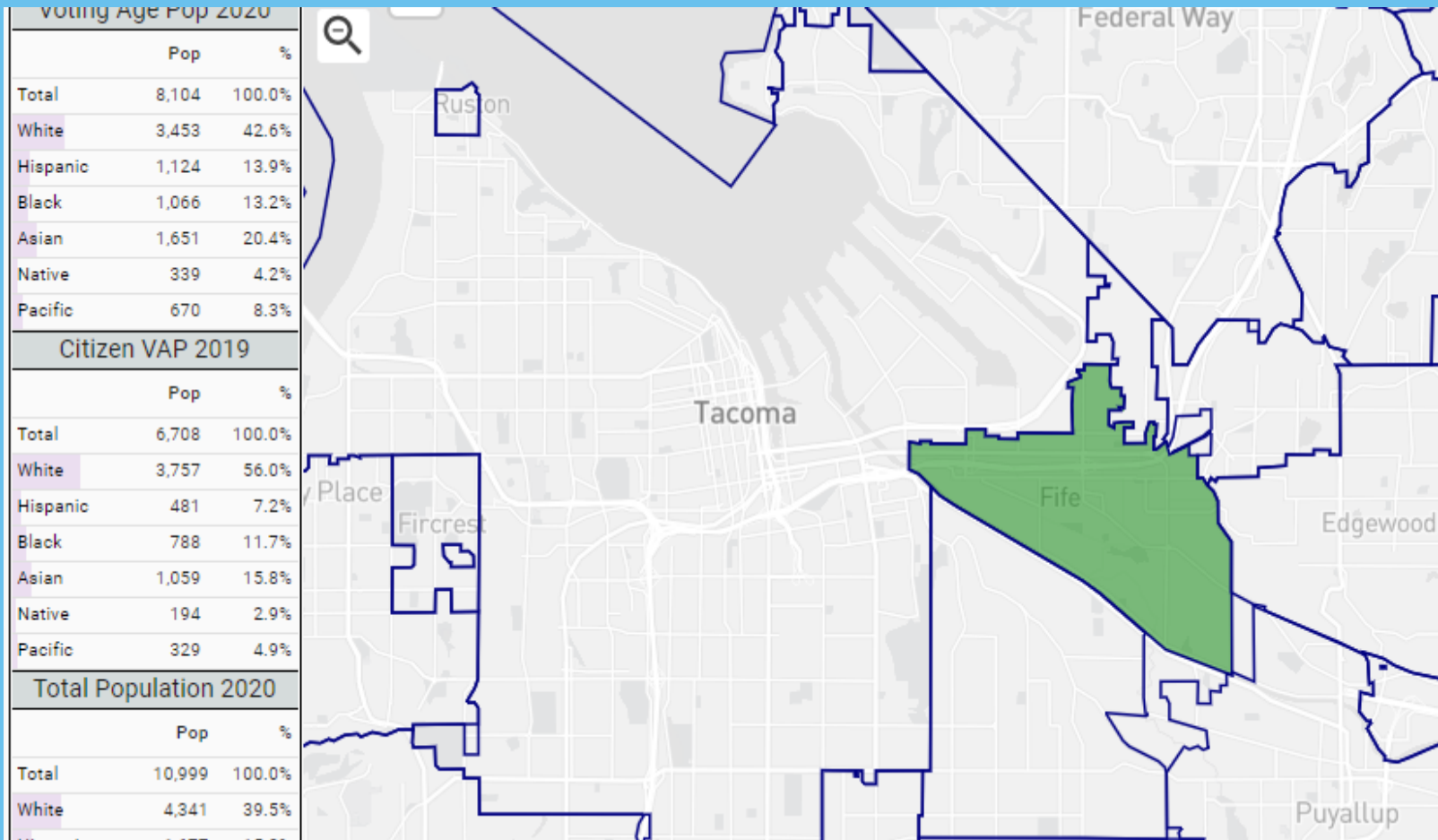
	Pop	%
Total	4,951	100.0%
White	3,799	76.7%
Hispanic	317	6.4%
Black	331	6.7%
Asian	246	5.0%
Native	108	2.2%
Pacific	114	2.3%

Total Population 2020

	Pop	%
Total	7,156	100.0%
White	4,874	68.1%
Hispanic	527	7.4%
Black	849	11.9%
Asian	742	10.4%
Native	224	3.1%



Fircrest

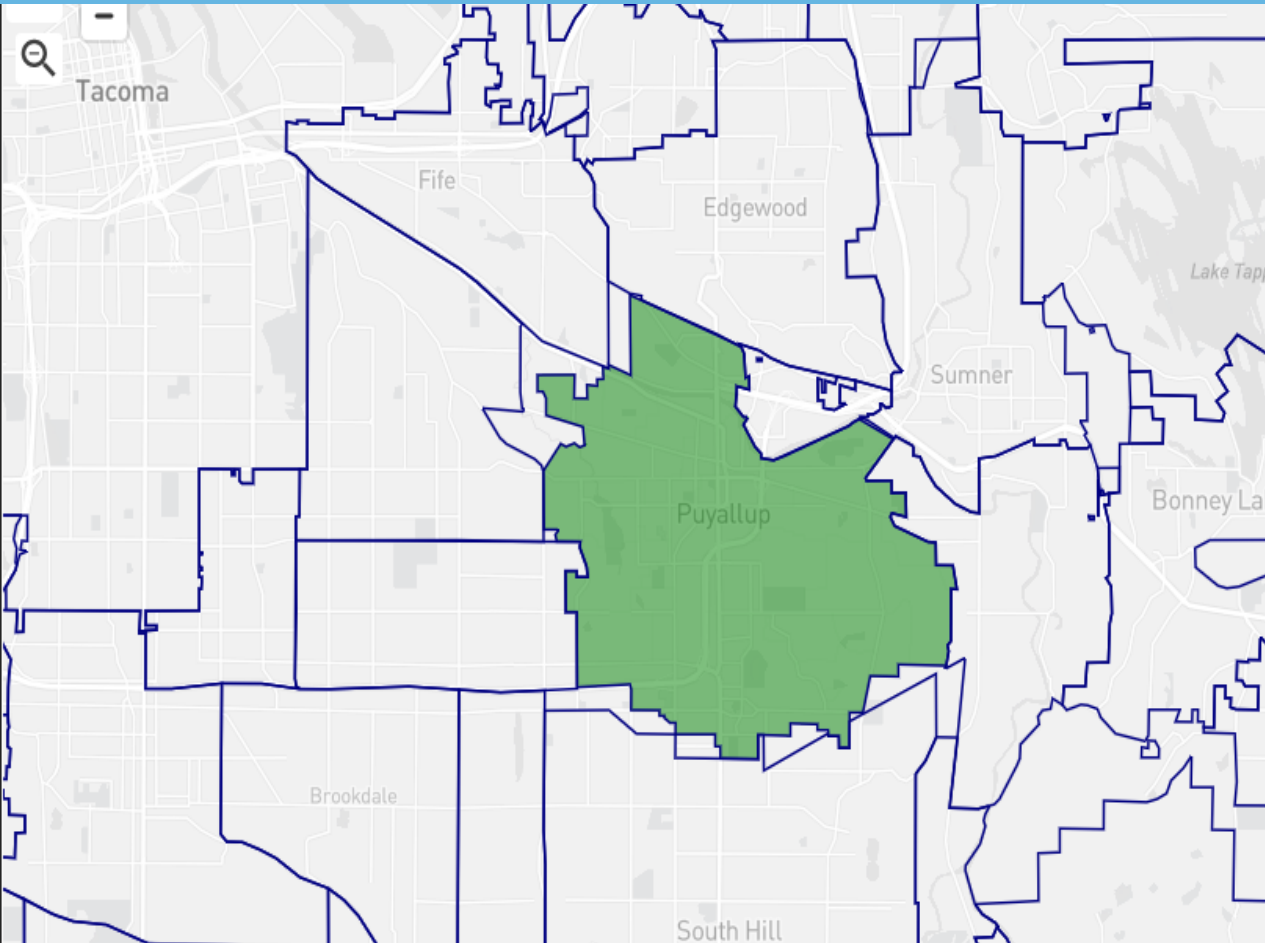


Fife

Voting Age Pop 2020		
	Pop	%
Total	33,685	100.0%
White	24,771	73.5%
Hispanic	2,781	8.3%
Black	1,749	5.2%
Asian	2,673	7.9%
Native	1,222	3.6%
Pacific	632	1.9%

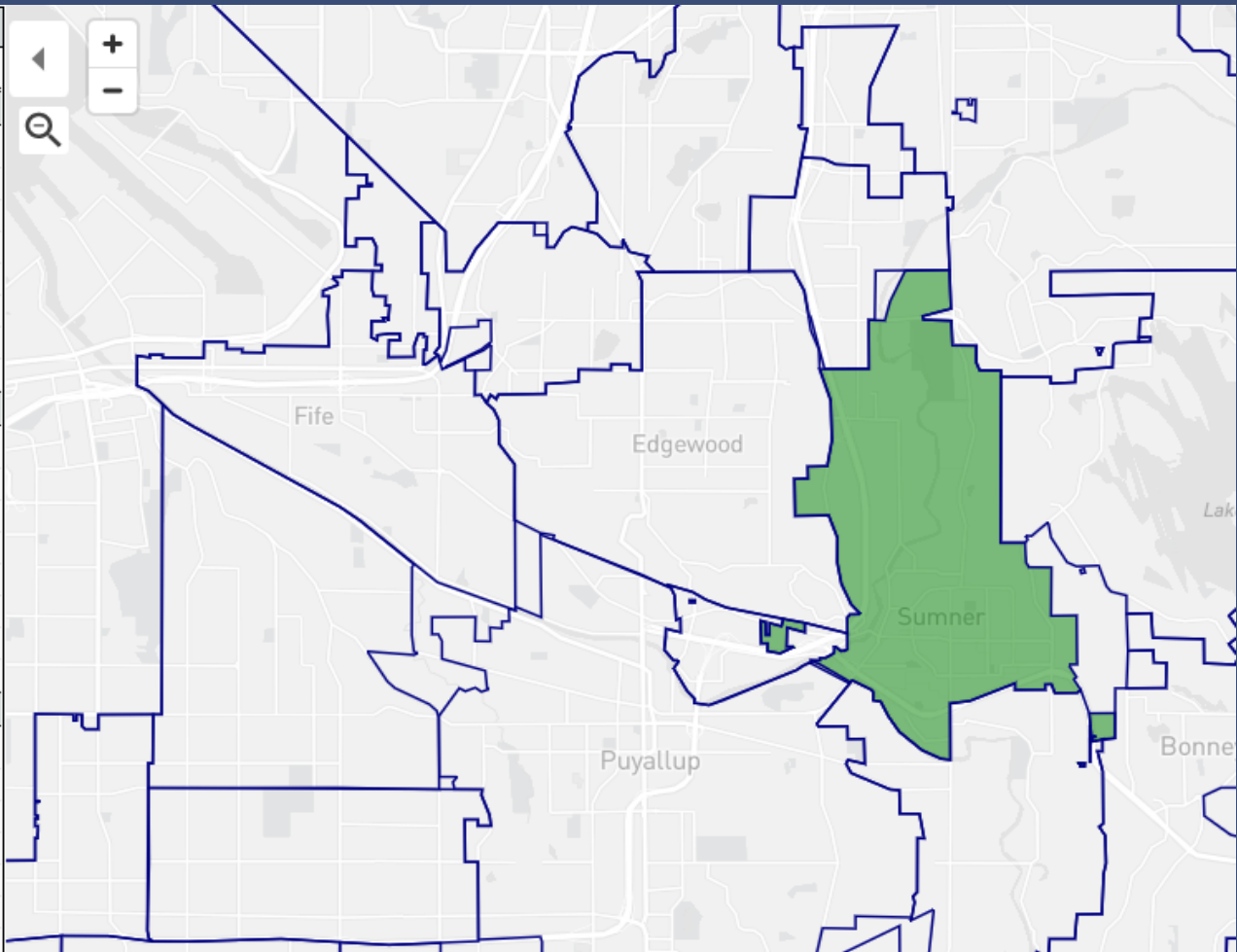
Citizen VAP 2019		
	Pop	%
Total	29,996	100.0%
White	24,427	81.4%
Hispanic	1,865	6.2%
Black	862	2.9%
Asian	1,632	5.4%
Native	787	2.6%
Pacific	262	0.9%

Total Population 2020		
	Pop	%
Total	42,973	100.0%
White	30,095	70.0%
Hispanic	4,216	9.8%
Black	2,720	6.3%
Asian	3,835	8.9%
Native	1,761	4.1%



Puyallup

District Details		
2		
Voting Age Pop 2020		
	Pop	%
Total	8,202	100.0%
White	6,190	75.5%
Hispanic	897	10.9%
Black	245	3.0%
Asian	413	5.0%
Native	319	3.9%
Pacific	115	1.4%
Citizen VAP 2019		
	Pop	%
Total	7,462	100.0%
White	6,425	86.1%
Hispanic	374	5.0%
Black	165	2.2%
Asian	161	2.2%
Native	111	1.5%
Pacific	120	1.6%
Total Population 2020		
	Pop	%
Total	10,621	100.0%
White	7,584	71.4%
Hispanic	1,470	13.8%
Black	392	3.7%
Asian	585	5.5%
Native	441	4.2%



Sumner

District Details

2

Voting Age Pop 2020

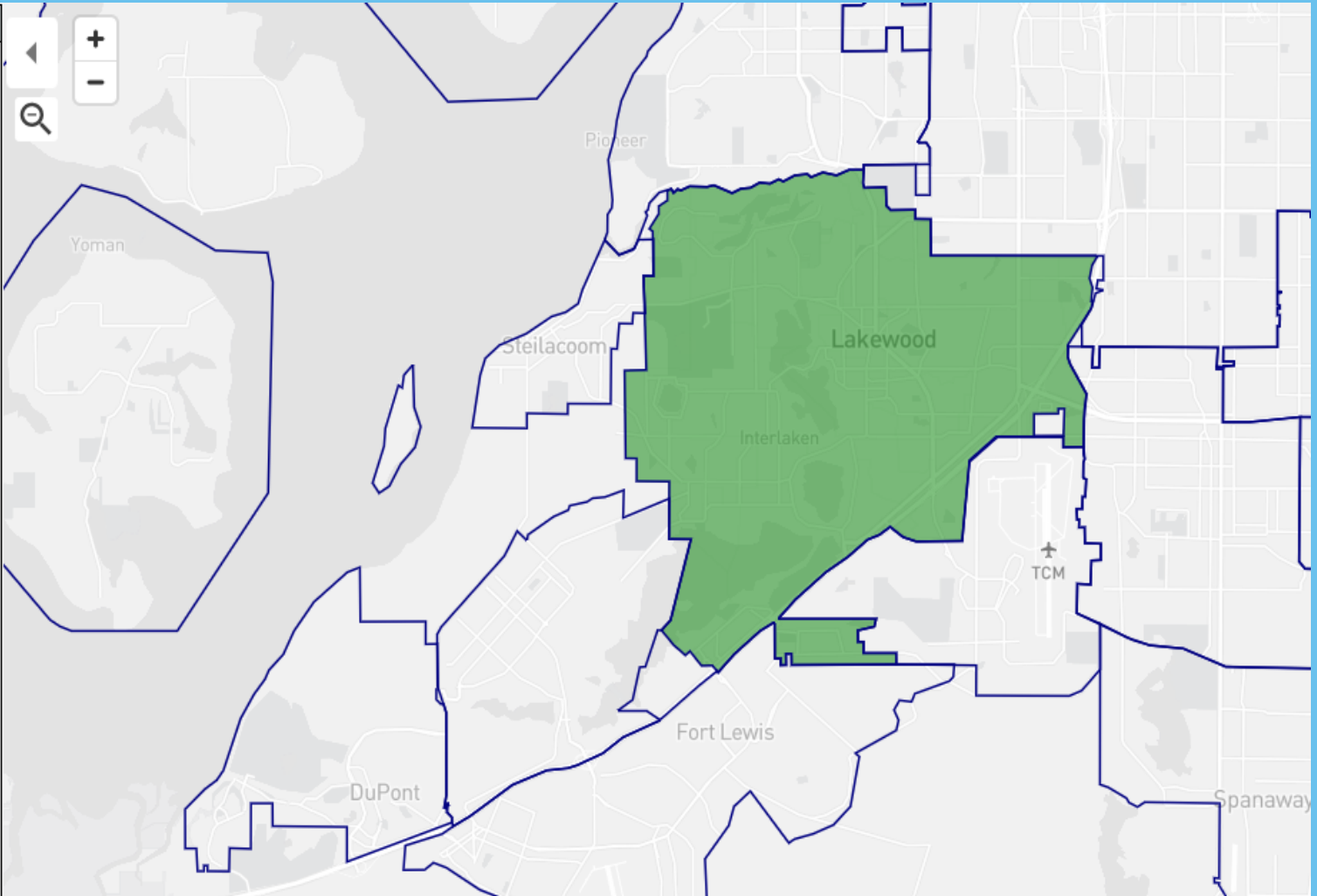
	Pop	%
Total	50,020	100.0%
White	25,011	50.0%
Hispanic	7,553	15.1%
Black	8,164	16.3%
Asian	6,724	13.4%
Native	1,806	3.6%
Pacific	2,168	4.3%

Citizen VAP 2019

	Pop	%
Total	43,774	100.0%
White	25,255	57.7%
Hispanic	4,426	10.1%
Black	7,037	16.1%
Asian	4,510	10.3%
Native	962	2.2%
Pacific	969	2.2%

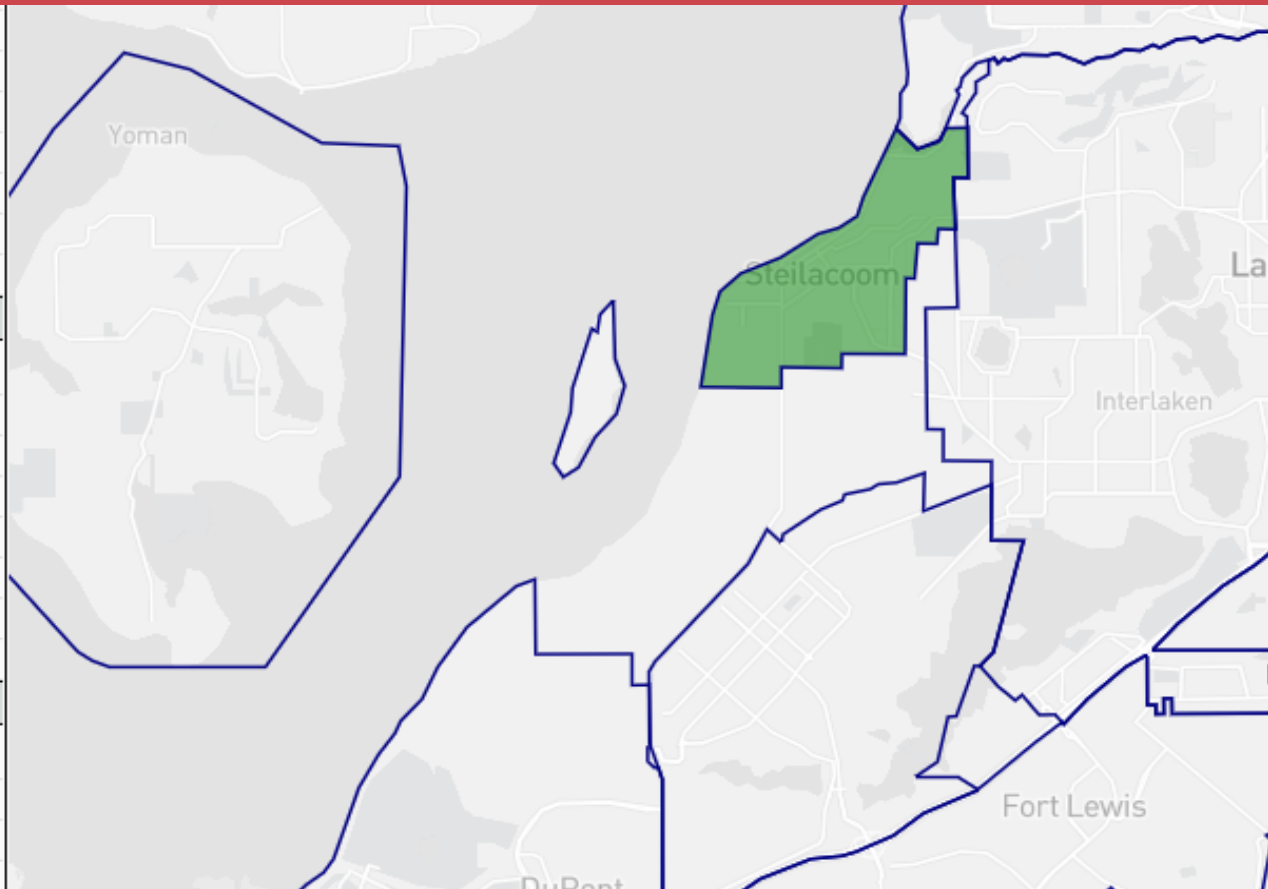
Total Population 2020

	Pop	%
Total	63,612	100.0%
White	29,002	45.6%
Hispanic	11,516	18.1%
Black	11,578	18.2%
Asian	8,504	13.4%
Native	2,550	4.0%

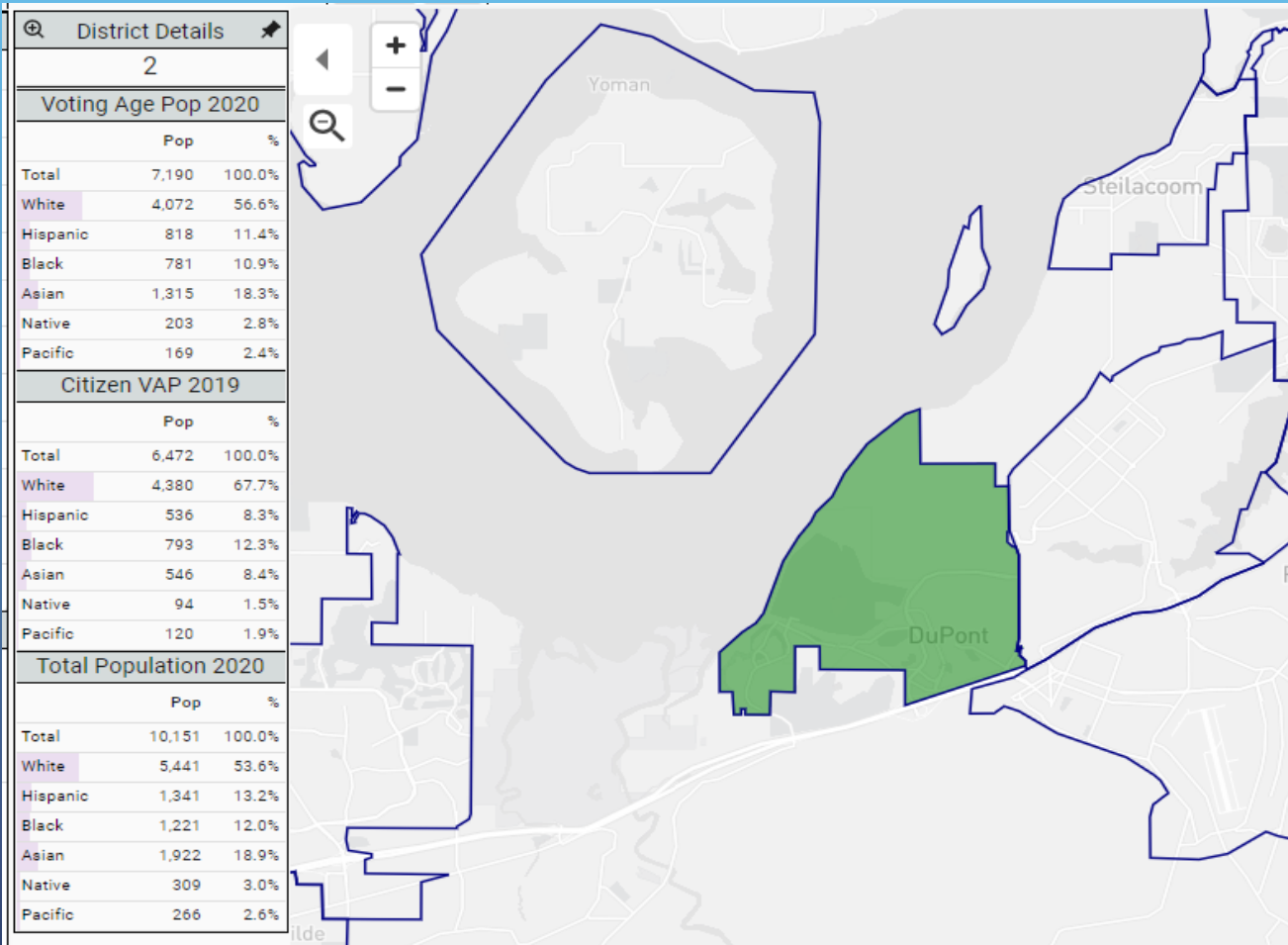


Lakewood

Total	5,327	100.0%
White	3,700	69.5%
Hispanic	411	7.7%
Black	472	8.9%
Asian	588	11.0%
Native	135	2.5%
Pacific	70	1.3%
Citizen VAP 2019		
	Pop	%
Total	4,743	100.0%
White	3,261	68.8%
Hispanic	394	8.3%
Black	411	8.7%
Asian	422	8.9%
Native	123	2.6%
Pacific	52	1.1%
Total Population 2020		
	Pop	%
Total	6,727	100.0%
White	4,391	65.3%
Hispanic	633	9.4%



Steilacoom



DuPont

Ranked Choice Voting Local Option

SB 5584 / SHB 1156

Eliminating Odd Year Elections

HB 1727

Preparation of Statements in Local Voters' Pamphlets

HB 1628